

CS-12-230

STATE OF FLORIDA DEPARTMENT OF TRANSPORTATION
RAILROAD REIMBURSEMENT AGREEMENT
GRADE CROSSING TRAFFIC CONTROL DEVICES - COUNTY

725-090-28
RAIL
OGC - 09/12

FINANCIAL PROJECT NO.	ROAD NAME OR NUMBER	COUNTY NAME	PARCEL & R/W NUMBER	FAP NUMBER
43147215701	CR 115	NASSAU	2(74570-2151)	RHH-00S2-050J

THIS AGREEMENT, made and entered into this 24th day of June, 2013,
 by and between the STATE OF FLORIDA DEPARTMENT OF TRANSPORTATION, hereinafter called the
 DEPARTMENT, and CSX TRANSPORTATION, INC., a corporation of VIRGINIA,
 with its principal place of business in the City of JACKSONVILLE,
 County of DUVAL, State of FLORIDA,
 hereinafter called the COMPANY; and NASSAU COUNTY
 a political subdivision of the State of Florida, hereinafter called the COUNTY.

WITNESSETH:

WHEREAS, the DEPARTMENT is constructing, reconstructing or otherwise changing a portion of the Public
 Road System, designated by the DEPARTMENT as Financial Project Number 43147215701,
 on CR 115, which crosses at grade the right of way and
 tracks of the COMPANY'S Milepost A 623.56,
 FDOT/AAR Crossing Number 620740R, at or near CALLAHAN,
 as shown on DEPARTMENT'S Plan Sheet No.1 _____, attached hereto as a part hereof; and

WHEREAS, the work contemplated hereunder is subject to the provisions of the Federal Highway
 Administration Federal-Aid Policy Guide, 23 C.F.R. Subchapter B, Part 140, Subpart I, as amended, and Federal-Aid
 Policy Guide, 23 C.F.R. Subchapter G, Part 646, Subpart B, as amended, and DEPARTMENT'S Rule 14-57.011
 Florida Administrative Code, as amended; and

NOW, THEREFORE, in consideration of the mutual undertakings as herein set forth, the parties hereto
 agree as follows:

A. The COMPANY shall:

1. Install by its own forces, with supervision and approval of the DEPARTMENT, at an estimated cost of
 \$ 242,000.00, itemization of which is attached hereto, automatic railroad grade crossing traffic control
 devices hereinafter called "Devices", at said location, in accordance with (1) the attached detailed statement of the
 work, plans and specifications; (2) the DEPARTMENT'S Plans and Standards Index Number 17882; and (3)
 Federal-Aid Policy Guides mentioned above, and Rule 14-57.011, all of which by reference are made a part hereof.

2. Provide protective services in accordance with U.S. Department of Transportation Manual on Uniform Traffic Control Devices during the performance of the work, as indicated in the attached plans and specifications, the cost of which is included in the attached cost estimate.

3. Render the DEPARTMENT a final bill, in accordance with applicable Federal or State regulations, within one hundred eighty (180) days from the completion date of the project, for all actual reimbursable identified charges including credits for salvage or betterments, if any, attributable to the project; and itemize all substantial charges in a form comparable to the charges contained in the cost estimate.

4. Operate and maintain said devices and perform any adjustment, relocation or replacement of said devices; the cost therefore shall be assumed or apportioned in accordance with Paragraph C. below.

B. The DEPARTMENT shall:

1. Promptly reimburse the COMPANY for all actual costs attributable to the project as detailed in this agreement, pursuant to Paragraph A.1., as billed by the COMPANY, pursuant to Paragraph A.3.

2. Payment shall be made only after receipt and approval of goods and services in accordance with Section 215.422(14), Florida Statutes.


C. The PARTIES agree:

1. That fifty percent (50%) of the cost for the operation and maintenance of the devices by the COMPANY shall be borne by the COUNTY and fifty percent (50%) shall be borne by the COMPANY, in accordance with the attached Schedule of Annual Cost of Automatic Highway Grade Crossing Traffic Control Devices, subject to future revision.

2. That the cost of any adjustment, relocation or replacement of said devices shall be assumed by the party initiating such action, unless otherwise provided for in this contract, existing contracts between the parties, or in existing contracts between one of the parties and third party. Unless otherwise agreed upon herein, the COUNTY agrees to insure that at the crossing the advance warning signs and railroad crossing pavement markings will conform to the MUTCD within 30 days of notification that the railroad signal improvements have been completed and that such signs and pavement markings will be continually maintained at an acceptable level.

3. ~~The COMPANY covenants and agrees that it will indemnify and hold harmless the DEPARTMENT and all of the DEPARTMENT'S officers, agents, and employees from any claim, loss, damage, cost charge, or expense arising out of any act, action, neglect, omission, or delay by the COMPANY during the performance of the contract, whether direct or indirect, and whether to any person or property to which the DEPARTMENT or said parties may be subject, except that neither the COMPANY nor any of its subcontractors will be liable under this section for damages arising out of injury or damage to persons or property directly caused or resulting from the sole negligence of the DEPARTMENT or any of its officers, agents, or employees.~~


FDOT


Nassau County


CSX

4. That any provision contained in any existing contract relating to said crossing, whether between the parties hereto and/or third parties, shall be, and does, remain in full force and effect, except at otherwise provided herein.

5. That the cost of maintaining any additional or replacement signal equipment at the same location will be shared as provided under Paragraph C.1. above.

6. In accordance with Section 287.058, Florida Statutes, the following information is provided:

If this Contract involves units of deliverables, then such units must be received and accepted in writing by the Contract Manager prior to payments.

Bills for fees or other compensation for services or expenses shall be submitted in detail sufficient for a proper preaudit and postaudit thereof.

7. Bills for travel expenses specifically authorized in this Agreement shall be submitted and paid in accordance with DEPARTMENT Rule 14-57.011 "Public Railroad-Highway Grade Crossing Costs" and the Federal Highway Administration Federal-Aid Policy Guide Subchapter B, Part 140, Subpart I "Reimbursement for Railroad Work."

8. In accordance with Section 215.422, Florida Statutes, the following information is provided:

Contractors providing goods and services to the Department should be aware of the following time frames. Upon receipt, the Department has five (5) working days to inspect and approve the goods and services, unless the Agreement specifies otherwise. The Department has 20 days to deliver a request for payment (voucher) to the Department of Financial Services. The 20 days are measured from the latter of the date the invoice is received or the goods or services are received, inspected and approved.

If a payment is not available within 40 days, a separate interest penalty at a rate as established pursuant to Section 215.422(3)(b), Florida Statutes, will be due and payable, in addition to the invoice amount, to the Contractor. Interest penalties of less than one (1) dollar will not be enforced unless the Contractor requests payment. Invoices which have to be returned to a Contractor because of Contractor preparation errors will result in a delay in the payment. The invoice payment requirements do not start until a properly completed invoice is provided to the Department.

A Vendor Ombudsman has been established within the Department of Financial Services. The duties of this individual include acting as an advocate for contractors/vendors who may be experiencing problems in obtaining timely payment(s) from a state agency. The Vendor Ombudsman may be contacted at (850) 413-5516 or by calling the Division of Consumer Services at 1-877-693-5236.

Records of costs incurred under terms of this Agreement shall be maintained and made available upon request to the Department at all times during the period of this Agreement and for three years after final payment is made. Copies of these documents and records shall be furnished to the Department upon request. Records of costs incurred includes the Contractor's general accounting records and the project records, together with supporting documents and records, of the Contractor and all subcontractors performing work on the project, and all other records of the Contractor and subcontractors considered necessary by the Department for a proper audit of costs.

10. In accordance Section 287.133 (2)(a), Florida Statutes, the following provisions are included in this

Agreement:

A person or affiliate who has been placed on the convicted vendor list following a conviction for a public entity crime may not submit a bid, proposal, or reply on a contract to provide any goods or services to a public entity; may not submit a bid, proposal, or reply on a contract with a public entity for the construction or repair of a public building or public work; may not submit bids, proposals, or replies on leases of real property to a public entity; may not be awarded or perform work as a contractor, supplier, subcontractor, or consultant under a contract with any public entity; and may not transact business with any public entity in excess of the threshold amount provided in s.287.017 for CATEGORY TWO for a period of 36 months following the date of being placed on the convicted vendor list.

11. In accordance with Section 287.134(2)(a), Florida Statutes, the following provisions are included

in this agreement:

An entity or affiliate who has been placed on the discriminatory vendor list may not submit a bid, proposal, or reply on a contract to provide any goods or services to a public entity; may not submit a bid, proposal, or reply on a contract with a public entity for the construction or repair of a public building or public work; may not submit bids, proposals, or replies on leases of real property to a public entity; may not be awarded or perform work as a contractor, supplier, subcontractor, or consultant under a contract with any public entity; and may not transact business with any public entity.

12. The Department's obligation to pay under this contract is contingent upon an annual appropriation by the Florida Legislature, in accordance with Section 287.0582, Florida Statutes.

13. The State of Florida's performance and obligation to pay under this Agreement is contingent upon an annual appropriation by the Legislature. In the event this Agreement is in excess of \$25,000 and has a term for a period of more than one year, the provisions of Section 339.135(6)(a), Florida Statutes, are hereby incorporated:

The Department, during any fiscal year, shall not expend money, incur and liability, or enter into any contract which, by its terms involves the expenditure of money in excess of the amounts budgeted as available for expenditure during such fiscal year. Any contract, verbal or written, made in violation of this subsection is null and void, and no money may be paid on such contract. The Department shall require a statement from the Comptroller of the Department that funds are available prior to entering into any such contract or other binding commitment of funds. Nothing herein contained shall prevent the making of contracts for periods exceeding 1 year, but any contract so made shall be executory only for the value of the service to be rendered or agreed to be paid for in succeeding fiscal years; and this paragraph shall be incorporated verbatim in all contracts of the department which are for any amount in excess of 25,000 dollars and which have a term for a period of more than 1 year.

14. It is understood and agreed that this agreement shall not be binding until it has been authorized or ratified by a proper ordinance or resolution of the County Commission of the COUNTY of NASSAU,

Florida, a certified copy of which ordinance or resolution is attached hereto and made a part hereof.

15. The Department reserves the right to unilaterally cancel this Agreement for refusal by the contractor to allow public access to all documents, papers, letters, or other material subject to the provisions of Chapter 119, Florida Statutes and made or received in conjunction with this Agreement.

16. The COMPANY shall:

1. utilize the U.S. Department of Homeland Security's E-Verify system to verify the employment eligibility of all new employees hired by the COMPANY during the term of the contract; and
2. expressly require any subcontractors performing work or providing services pursuant to the state contract to likewise utilize the U.S. Department of Homeland Security's E-Verify system to verify the employment eligibility of all new employees hired by the subcontractor during the contract term.

17. It is understood and agreed by the parties to this Agreement that if any part, term, or provision of this Agreement is held illegal by the courts or in conflict with any law of the State of Florida, the validity of the remaining portions or provisions shall not be affected, and the rights and obligations of the parties shall be construed and enforced as if the Agreement did not contain the particular part, term, or provision held to be invalid.

18. Any questions or matters arising under this Agreement as to validity, construction, enforcement, performance, or otherwise, shall be determined in accordance with the laws of the State of Florida. Venue for any action arising out of or in any way related to this Agreement shall lie exclusively in a state court of appropriate jurisdiction in Leon County, Florida.

19. The parties agree to bear their own attorney's fees and costs with respect to this Agreement.

20. The parties agree that this Agreement is binding on the parties, their heirs-at-law, and their assigns and successors in interest as evidenced by their signatures and lawful executions below.

21. A modification or waiver of any of the provisions of this Agreement shall be effective only if made in writing and executed with the same formality as this Agreement.

IN WITNESS WHEREOF, the parties hereto have caused these presents to be executed by their duly authorized officers, the day and year first above written.

STATE OF FLORIDA
DEPARTMENT OF TRANSPORTATION

BY: *Greg Goman* 6/24/13
(TITLE: DISTRICT SECRETARY)

CSX TRANSPORTATION, INC.

BY: *Dale W Ophardt*
AS ITS: Dale W. Ophardt - Assistant Vice President - Engineering

NASSAU COUNTY, FLORIDA

BY: *Daniel B. Payne*
(TITLE: CHAIRMAN, COUNTY COMMISSIONERS)

Legal Review

BY: *J. Goman* 6/25/13
Attorney - DOT Date

Approved as to Funds Available

BY: *See Attached Enc Dated 6/19/2013*
Comptroller - DOT Date

Approved as to FHPG Requirements

BY: EXEMPT
FHWA Date

MES
06.12.13

COUNTY RESOLUTION
GRADE CROSSING TRAFFIC CONTROL DEVICES AND FUTURE RESPONSIBILITY

FINANCIAL PROJECT NO.	ROAD NAME OR NUMBER	COUNTY NAME	PARCEL & R/W NUMBER	FAP NUMBER
43147215701	CR 115	NASSAU	2(74570-2151)	RHH-00S2-050J

A RESOLUTION AUTHORIZING EXECUTION OF A RAILROAD REIMBURSEMENT AGREEMENT FOR THE INSTALLATION OF GRADE CROSSING TRAFFIC CONTROL DEVICES, AND FUTURE MAINTENANCE AND ADJUSTMENT OF SAID DEVICES; PROVIDING FOR THE EXPENDITURE OF FUNDS; AND PROVIDING WHEN THIS RESOLUTION SHALL TAKE EFFECT.

*WB
BLL*

RESOLUTION NO. 2013-81

ON MOTION OF Commissioner Walter J. Boatright,
seconded by Commissioner Barry V. Holloway, the following
RESOLUTION was adopted:

WHEREAS, the State of Florida Department of Transportation is constructing, reconstructing or otherwise changing a portion of the Public Road System, on CR 115, which shall call for the installation and maintenance of railroad grade crossing traffic control devices for railroad grade crossing over or near said highway; and

NOW, THEREFORE, BE IT RESOLVED BY THE COUNTY COMMISSION OF NASSAU COUNTY, FLORIDA;

That Nassau County enter into a RAILROAD REIMBURSEMENT AGREEMENT with the State of Florida Department of Transportation and the CSX Transportation, Inc. Company for the installation and maintenance of certain grade crossing traffic control devices designated as Financial Project Number 43147215701 on CR 115 which crosses the right of way and tracks of the Company at FDOT/AAR Crossing No. 620740R located near Callahan, Florida; and

That the County assume it's share of the costs for future maintenance and adjustment of said grade crossing traffic control devices as designated in the RAILROAD REIMBURSEMENT AGREEMENT; and

That the Chairman and Clerk of the Board of Commissioners be authorized to enter into such agreements with the State of Florida Department of Transportation and the CSX Transportation, Inc. Company as herein described; and

That this RESOLUTION shall take effect immediately upon adoption.

INTRODUCED AND PASSED by the Board of County Commissioners of Nassau County, Florida, in regular session this 10th day of June, 2013.



[Signature]
Chairman of the Board of County Commissioners

ATTEST: *[Signature]*
Clerk of the Board of County Commissioners
[Signature]

(SEAL)
MES
06-12-13

A CERTIFIED TRUE COPY
[Signature]
EX OFFICIO, Clerk of the Board of County Comm.
Nassau County, Florida

TO: PT227DW@dot.state.fl.us 10473688
SUBJECT: FUNDS APPROVAL/REVIEWED FOR CONTRACT AR298

STATE OF FLORIDA DEPARTMENT OF TRANSPORTATION
FUNDS APPROVAL

Contract #AR298 Contract Type: Method of Procurement:
Vendor Name: CSX TRANSPORTATI
Vendor ID: VF546000720002
Beginning date of this Agmt: 06/19/13
Ending date of this Agmt: 09/30/16

ORG-CODE *EO *OBJECT *AMOUNT *FIN PROJECT *FCT *CFDA
(FISCAL YEAR) *BUDGET ENTITY *CATEGORY/CAT YEAR
AMENDMENT ID *SEQ. *USER ASSIGNED ID *ENC LINE(6S)/STATUS

Action: LOA Funds have been: APPROVED

55 022020227 *PT *563014 * 242000.00 *43147215701 *127 *
2013 *55100100 *088808/13
W001 *00 * AGR1 *0001/04

TOTAL AMOUNT: *\$ 242,000.00 *

FUNDS APPROVED/REVIEWED FOR ROBIN M. NAITOVE, CPA, COMPTROLLER
DATE: 06/19/2013

STATE OF FLORIDA DEPARTMENT OF TRANSPORTATION
RAILROAD GRADE CROSSING TRAFFIC CONTROL DEVICES
ANNUAL MAINTENANCE COSTS

725-090-41
RAIL
OGC - 03/12

FINANCIAL PROJECT NO.	ROAD NAME OR NUMBER	COUNTY NAME	PARCEL & R/W NUMBER	FAP NUMBER
43147215701	CR 115	NASSAU	2(74570-2151)	RHH-00S2-050J

COMPANY NAME: CSX TRANSPORTATION, INC.

A. FDOT/AAR XING NO.: 620740R RR MILE POST TIE: A 623.56

B. TYPE SIGNALS PROPOSED III CLASS III DOT INDEX: 17882

**SCHEDULE OF ANNUAL COST OF AUTOMATIC
HIGHWAY GRADE CROSSING TRAFFIC CONTROL DEVICES**

Annual Maintenance Cost Exclusive of Installation

<u>CLASS</u>	<u>DESCRIPTION</u>	<u>COST*</u>
I	Flashing Signals - One Track	\$2,256.00
II	Flashing Signals - Multiple Tracks	\$2,985.00
III	Flashing Signals and Gates - One Track	\$3,402.00
IV	Flashing Signals and Gates - Multiple Tracks	\$4,272.00
V	3 or 4 Quadrant Flashing Signals and Gates - One Track	\$6,726.00
VI	3 or 4 Quadrant Flashing Signals and Gates - Multiple Tracks	\$8,442.00

AUTHORITY: FLORIDA ADMINISTRATIVE RULE 14-57.011
Public Railroad-Highway Grade Crossing Costs

EFFECTIVE DATE: July 22, 1982

GENERAL AUTHORITY: 334.044, F.S.

SPECIFIC LAW IMPLEMENTED: 335.141, F.S.

*This schedule will become effective July 1, 2011 and will be reviewed every 5 years and revised as appropriate based on the Consumer Price Index for all Urban Consumers published by the U.S. Department of Labor.

STATE OF FLORIDA DEPARTMENT OF TRANSPORTATION
WORK DESCRIPTION
GRADE CROSSING TRAFFIC CONTROL DEVICES

725-090-09
RAIL
05/02

FINANCIAL PROJECT NO.	ROAD NAME OR NUMBER	COUNTY NAME	PARCEL & RW NUMBER	FAP NUMBER
43147215701	CR 115	NASSAU	2(74570-2151)	RHH-00S2-050J

RAILROAD COMPANY

CSX TRANSPORTATION, INC.

- A. JOB DESCRIPTION & LOCATION: INSTALL NEW FL & GATE/ONE PED GATE ON CR 115
- B. TYPE OF ROADWAY FACILITY: 3 LANES UNDIVIDED
- C. FDOT/AAR XING NO.: 620740R RR MILE POST TIE: A 623.56
- D. TYPE CROSSING PROPOSED: III CLASS: III DOT INDEX NO.: 17882
- E. STATUS AND PROPOSAL:
1. EXISTING DEVICES: (See Agreement dated NONE)
- a. None-New Crossing.
 - b. Crossbuck and Disk.
 - c. Flashing Signals with Disk.
 - d. Flashing Signals with Cantilever.
 - e. Flashing Signals with Gates.
 - f. Flashing Signals with Cantilever and Gates.
2. PROPOSED DEVICES: (Safety Index Rating 134)
- a. No revision required.
 - b. Crossbuck and Disk.
 - c. Flashing Signals and Disk.
 - d. Flashing Signals with Cantilever.
 - e. Flashing Signals with Gates.
 - f. Flashing Signals with Cantilever and Gates.
 - g. Relocate existing signal devices:
 - (1) (With-Without) addition of Gates.
 - (2) (With-Without) synchronization with highway traffic signals.
 - (3) (With-Without) constant warning time.
- F. COMMUNICATION AND/OR POWER LINE ADJUSTMENTS
- 1. N/A By Others (_____ Company.)
 - 2. By Railroad Company.
- G. AUTHORITY REQUESTED: (Draft attached: Yes No.)
- 1. Agreement (Third Party Participating NASSAU COUNTY)
 - 2. Supplemental Agreement No. _____
 - 3. Crossing Permit. _____
 - 4. Estimate for Change Order No. _____
 - 5. Letter of Authority.
 - 6. Letter of Confirmation (No Cost to Department).
- H. OTHER REMARKS:

Negotiations to be completed by: APRIL, 2013
Signal installation target date: _____
Synchronization: (Draft attached Yes No.)

620740-R CR 115/Old Dixie Highway Callahan Existing: FL&G
CSX Transportation Nassau County

Team Recommendations: Remove flashing lights and gates and install (2) new flashing lights and gates, (1) pedestrian flashing light and gate in the NE Quadrant, (2) PMD3R's, new railroad signal cabinet, cable, and meter service pole.

Candidate FP#	Original Estimate	10% Contingency	Inflationary Factor 1.067 For FY 2013	Total Programmed Estimate(Rounded to nearest thousand)
431472-1-57-01	\$217,233.00	\$21,723.30	\$2,317.87	\$242,000.00

**GENERIC INSTALLATION ESTIMATE
GRADE CROSSING TRAFFIC CONTROL DEVICES**

To: **Florida Dept. of Transportation** For: **Type 3**, **Class 3**
 DOT Project No.: , **New Installation: X** **Modification:**
 Location: **Callahan** County: **Nassau** State: **Florida**
 Road Jurisdiction: , **Road Name: CR115 (Old Dixie Highway)**
 DOT CROSSING #: **620740R** **RR MP: A-623.56**

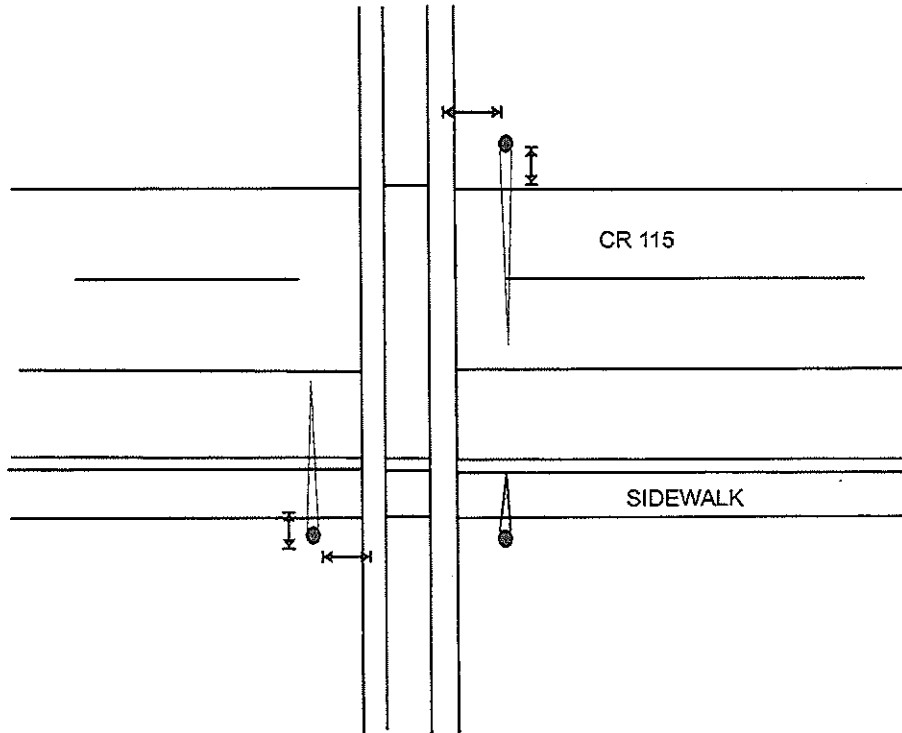
I. Preliminary Engineering:	Company Forces	Contract X	\$ <u>4,755</u>
II. Contract Engineering:	Company Forces	Contract X	\$ <u>11,700</u>
III. Construction Engineering:	Company Forces X	Contract	\$ <u>3,810</u>
IV. Material:			
Shop Material (House and Predictor/Motion Unit)		\$ <u>34,145</u>	
Field Material (Warning Devices and Consumables)		\$ <u>48,000</u>	
Material Transportation (Freight)		\$ <u>4,700</u>	
Material Sales Tax		\$ <u>5,750</u>	
AC Power Service		\$ <u>2,500</u>	
Additional Item.		\$ <u>0</u>	
Total Material			\$ <u>95,095</u>
V. Equipment:			
Company Owned		\$ <u>600</u>	
Rental		\$ <u>13,000</u>	
Total Equipment			\$ <u>13,600</u>
VI. Labor:			
Construction Labor		\$ <u>25,399</u>	
Shop Labor		\$ <u>1,260</u>	
Additives to Construction Labor		\$ <u>23,098</u>	
Additives to Shop Labor		\$ <u>1,092</u>	
Meals and Lodging (Substinence)		\$ <u>13,130</u>	
Total Labor			\$ <u>63,980</u>
		Sub-Total	\$ <u>192,939</u>
VII. Miscellaneous Items:			
Contingencies 10%		\$ <u>19,294</u>	
Administrative		\$ <u>5,000</u>	
Costs of additional Ped Gate included.		\$	
.....		\$	
VIII. Total Estimated Cost By: Patrick Lahey	Date: 07-17-2011		\$ <u>217,233</u>
IX. Submitted By: CSX Transportation			

This generic estimate shall not be used in negotiations or as an exhibit in construction and maintenance agreements which do not provide for billing of actual costs. This estimate is not valid for lump sum projects.

A: 12'3"
B: 15'
C: 15'
D: 12'3"
E: 24'



FIN NO. 431472-1-57-01
CALLAHAN, FLORIDA



EXISTING: (2) FLASHING LIGHTS AND GATES.

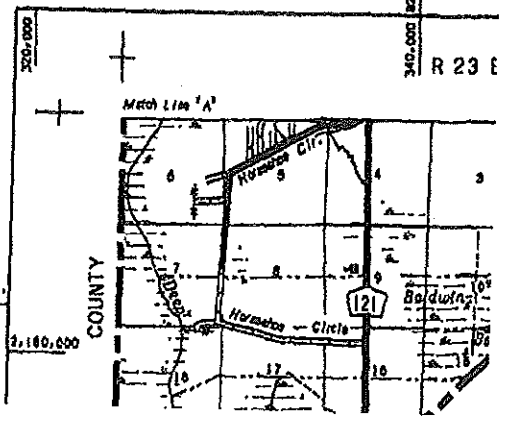
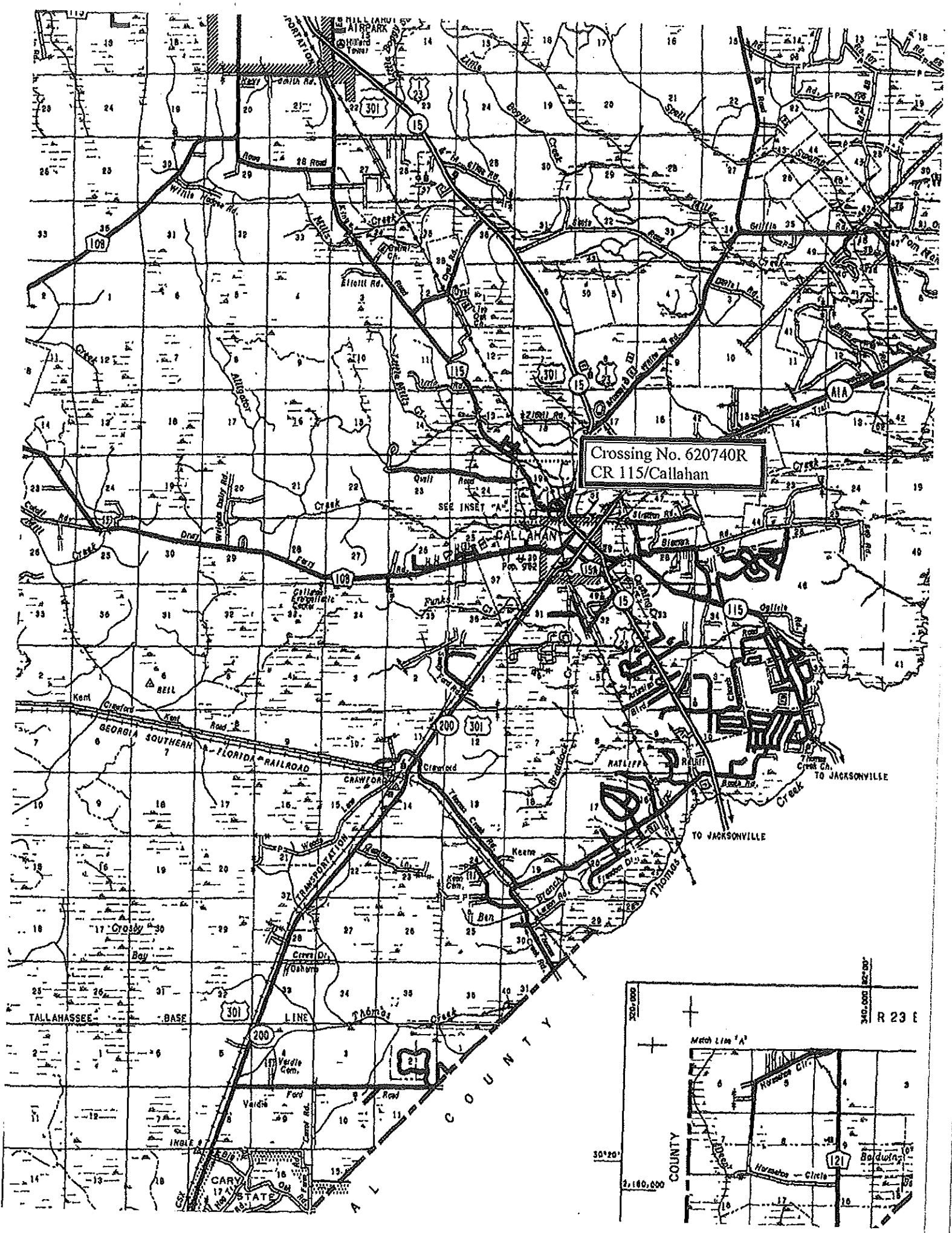
RECOMMENDATIONS: CSX TRANSPORTATION, INC. TO REMOVE TWO(2) SETS OF FLASHING LIGHTS AND GATES IN BOTH QUADRANTS. INSTALL ONE(1) NEW FLASHING LIGHT AND GATE IN THE NE QUADRANT AND ONE(1) FLASHING LIGHT AND GATE IN THE SW QUADRANT. ONE(1) PEDESTRIAN GATE IN THE SE QUADRANT. TWO(2) PMD3R'S, SIGNAL HOUSE, CABLE, AND METER SERVICE POLE.

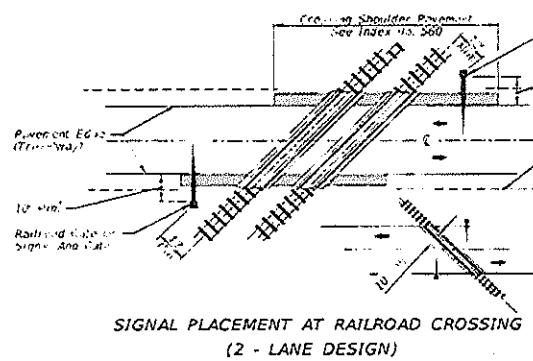
ALL IMPROVEMENTS TO BE MADE
IN ACCORDANCE WITH F.D.O.T.
STANDARD INDEX

DRAWING NOT TO SCALE

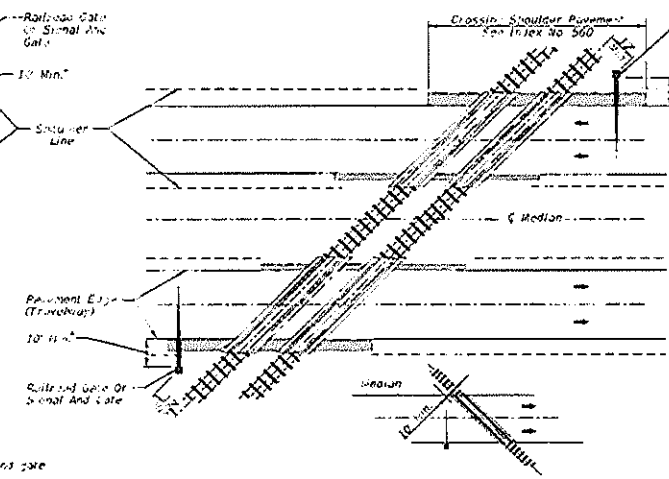
FLORIDA DEPARTMENT OF
TRANSPORTATION

CROSSING NO. 620740R
COMPANY: CSX TRANSPORTATION, INC.
TYPE III, CLASS III
LOCATION: CR 115
DATE: 5/24/2011





**SIGNAL PLACEMENT AT RAILROAD CROSSING
(2 - LANE DESIGN)**



**SIGNAL PLACEMENT AT RAILROAD CROSSING
(4 - LANE DESIGN)**

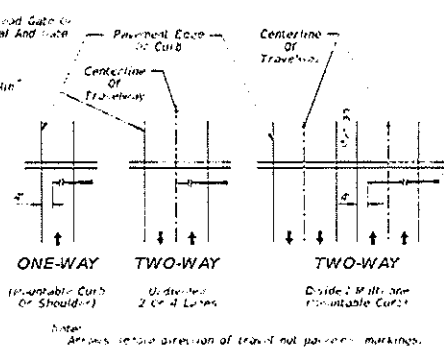


FIGURE 1

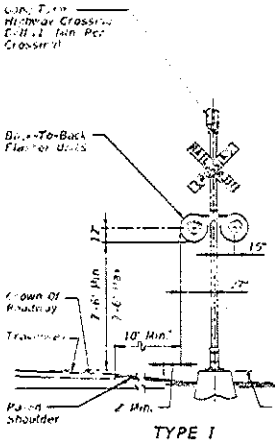
Gate Length Requirements
See Note 5, Sheet 3

General Notes

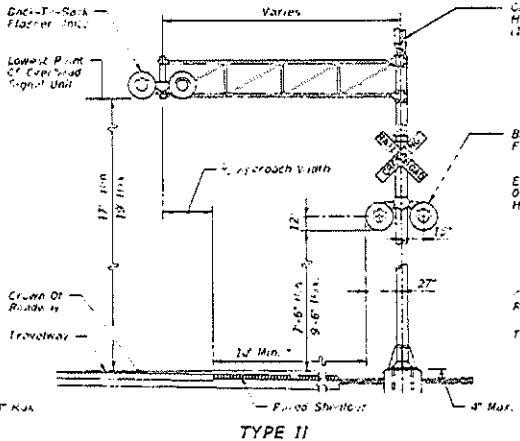
1. No quarter is proposed for signals. However, some form of impact attenuation device may be specified for certain locations.
2. Advance flasher to be installed when and if called for in plans or specifications.
3. Top of foundation shall be no higher than 4" above finished shoulder grade.
4. Type of traffic control device:
 - I. Flashing signals
 - II. Flashing signals with centerline
 - III. Flashing signals with gate
 - IV. Flashing signals with centerline and gate
 - V. Gate
5. Class of traffic control devices:
 - I. Flashing signals-one track
 - II. Flashing signals-multiple tracks
 - III. Flashing signals and gates-one track
 - IV. Flashing signals and gates-multiple tracks

Note: Two separate foundations may be required for the signals, one for gates, depending on type of equipment used.

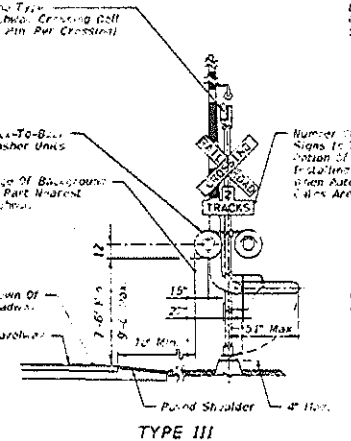
When 10' is deemed impractical the control device can be located as close as 2' from the edge of a paved shoulder but not less than 6" from the edge of the near traffic lane.



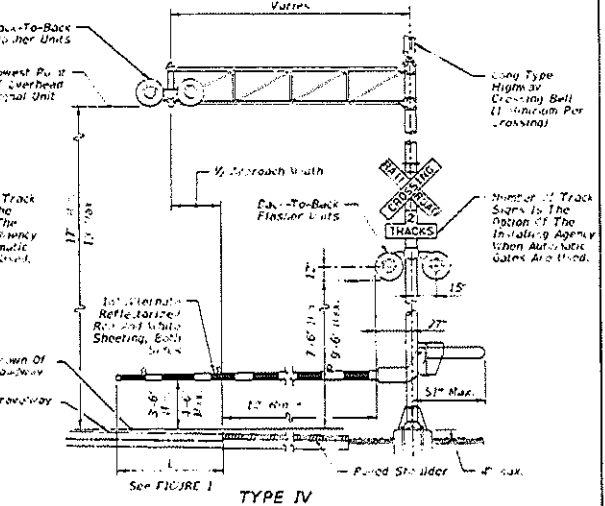
TYPE I



TYPE II



TYPE III



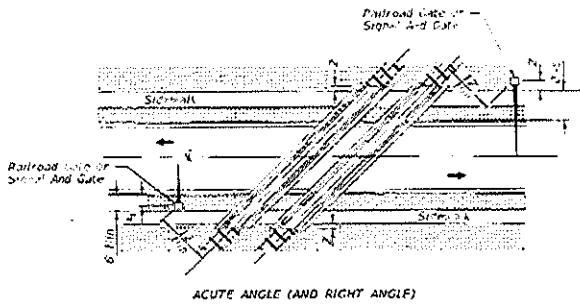
TYPE IV

LAST REVISION	DESCRIPTION:
01/01/11	

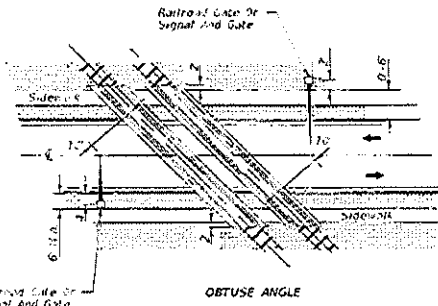
LAST REVISION	DESCRIPTION:
01/01/11	

FDOT DESIGN STANDARDS
 FY 2012/2013

RAILROAD GRADE CROSSING TRAFFIC CONTROL DEVICES	INDEX NO. 17882	SHEET NO. 1
--	---------------------------	-----------------------



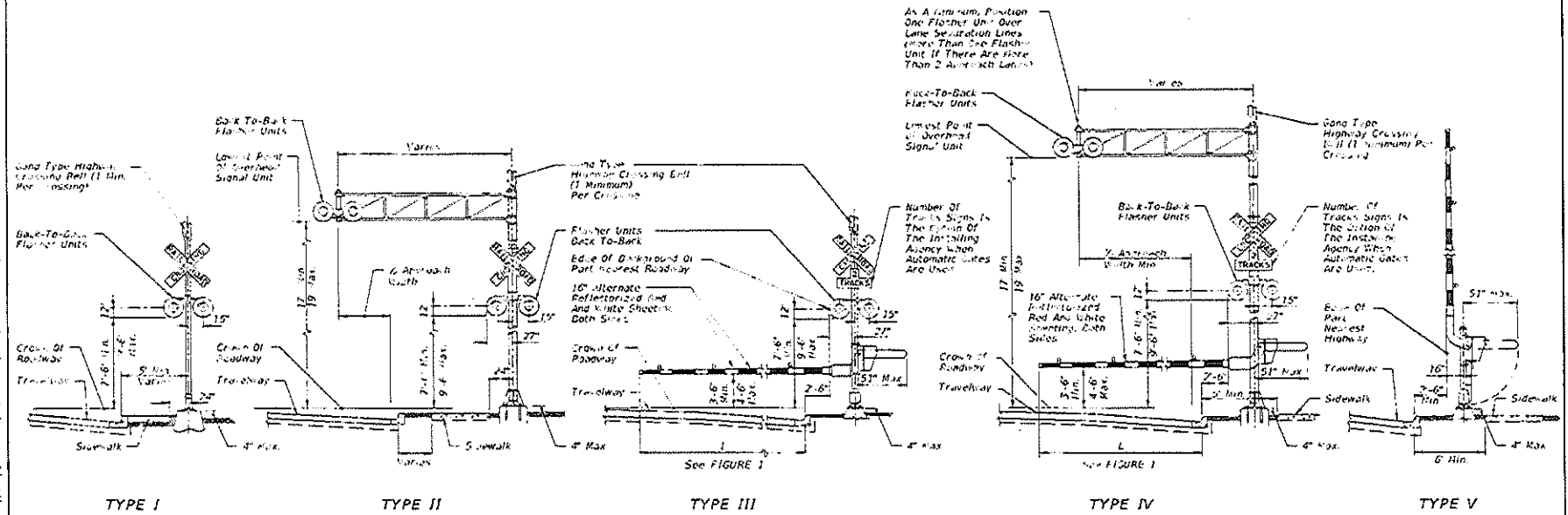
ACUTE ANGLE (AND RIGHT ANGLE)
SIGNAL PLACEMENT AT RAILROAD CROSSING
(2 LANES, CURB & GUTTER)



OBTUSE ANGLE
SIGNAL PLACEMENT AT RAILROAD CROSSING
(2 LANES, CURB & GUTTER)

GENERAL NOTES

1. The location of flashing signals and stop lines shall be determined based on future (not present) installation of grade with appropriate track clearances.
2. Where plans call for railroad traffic control devices to be installed in curbed medians, the minimum median width shall be 17'-0".
3. Location of railroad traffic control devices is based on the stationing and lane between face of curb & sidewalk. If to be locate device outside sidewalk, Over 6'-0" locate device between face of curb and sidewalk.
4. Stop line to be perpendicular to edge of roadway, unless 15' from nearest rail, or 15' from and parallel to gate when present.
5. When a cantilevered-arm flashing-light signal is used, the minimum vertical clearance shall be 17'-1" above the crown of roadway to the lowest point of the overhead signal unit.



LAST REVISION	DESCRIPTION:
01/01/11	

REVISION	DESCRIPTION:



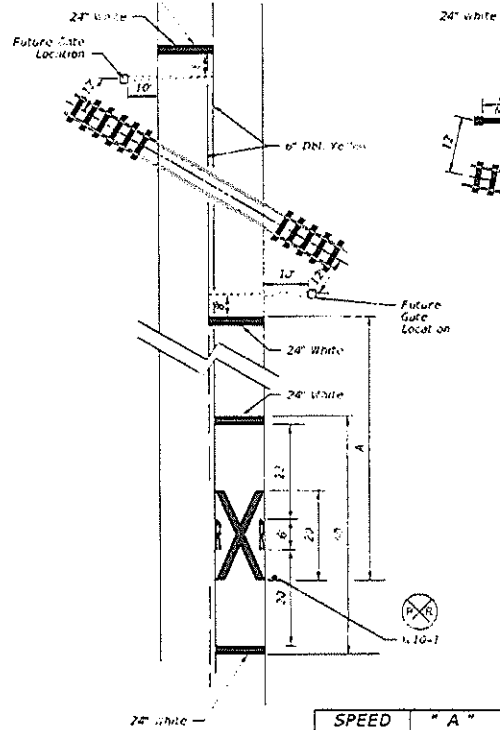
FDOT DESIGN STANDARDS
FY 2012/2013

RAILROAD GRADE CROSSING
TRAFFIC CONTROL DEVICES

INDEX NO.	SHEET NO.
17882	2

RAILROAD CROSSING AT TWO (2)-LANE ROADWAY

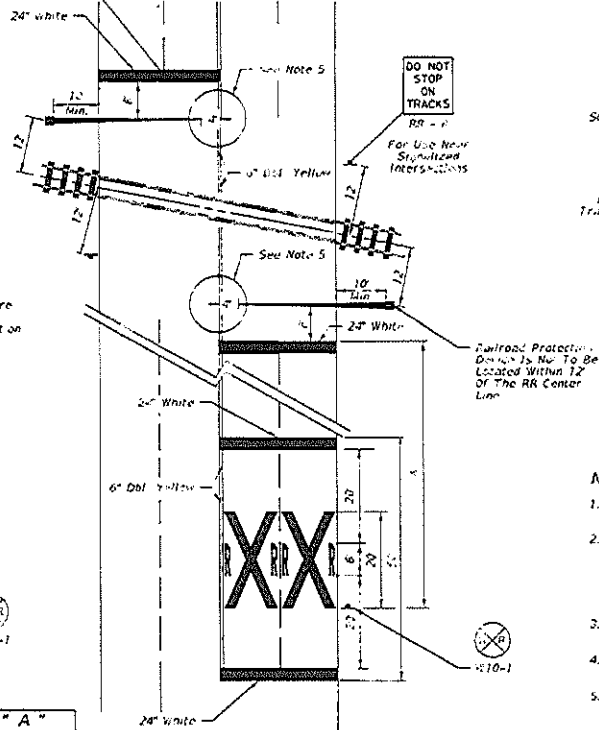
Signs Not Perpendicular to Edge of Travel Way 8' From & Parallel To Gate When Present



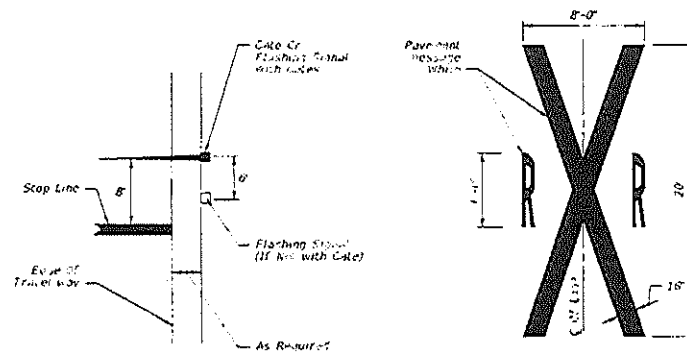
SPEED (mph)	"A" (ft)
65	462
55	325
50	250
45	175
40	125
35	100
URGENT	95 MIN.

RAILROAD CROSSING AT MULTILANE ROADWAY

Stop Bar Perpendicular to Edge of Travel Way 8' From & Parallel To Gate When Present

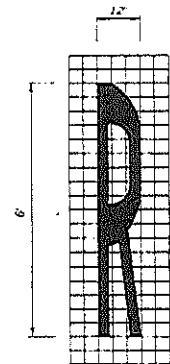


RELATIVE LOCATION OF CROSSING TRAFFIC CONTROL DEVICES



NOTES:

- When computing pavement message quantities do not include traverse lines.
- Placement of sign W10-1 in a residential or business district, where low speeds are prevalent, the W10-1 sign may be placed a minimum distance of 100' from the crossing. Where street intersections occur between the RR pavement message and the tracks an additional W10-1 sign and additional pavement message should be used.
- A portion of the pavement markings symbol should be directly opposite the W10-1 sign.
- Recommended location for FTP 61-06 or FTP 62-06 signs, 100' urban and 200' rural. See Index 17355 for sign details.
- Gate Length Requirements:
For two-way undivided sections:
The gate should extend to within 7' of the center line. On multiple approaches the maximum gate length may not exceed to within 7' of the center line. For those cases, the distance from the gate to the center line shall be a maximum of 4'.
For one-way or divided sections:
The gate shall be of sufficient length such that the distance from the gate tip to the inside edge of pavement is a maximum of 4'.



LAST REVISION 07/01/10

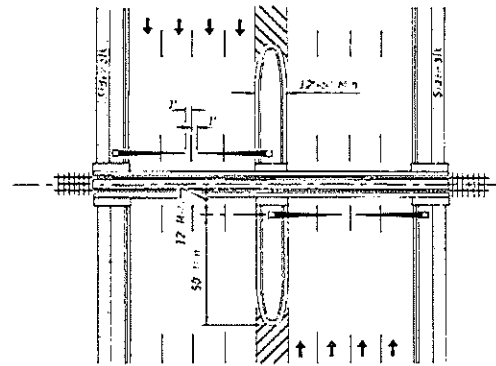
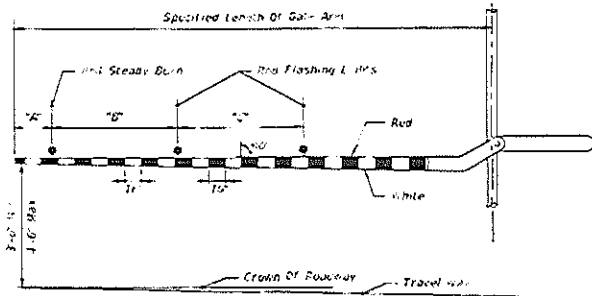
DESCRIPTION:



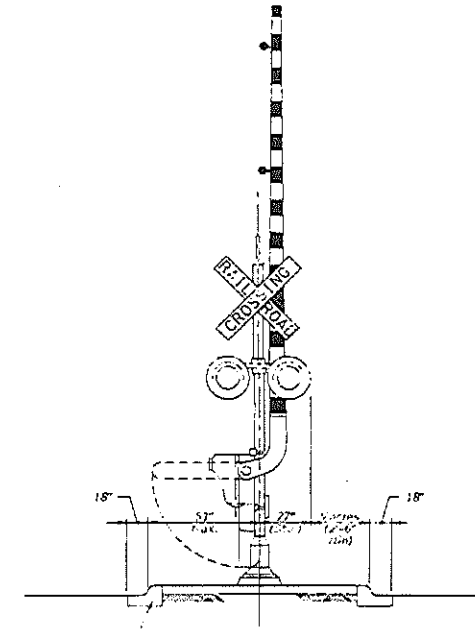
FDOT DESIGN STANDARDS
FY 2012/2013

RAILROAD GRADE CROSSING
TRAFFIC CONTROL DEVICES

INDEX NO. 17882
SHEET NO. 3



PLAN



MEDIAN SECTION AT SIGNAL GATES

RAILROAD GATE ARM LIGHT SPACING

Specified Length Of Gate Arm	Dimension "A"	Dimension "B"	Dimension "C"
14 Ft.	6"	36"	5'
15 Ft.	10"	36"	5'
16-17 Ft.	25"	36"	5'
18-19 Ft.	28"	41"	5'
20-23 Ft.	28"	4"	5'
24-28 Ft.	28"	5"	5'
29-31 Ft.	31"	6"	6'
32-34 Ft.	36"	7"	7'
35-37 Ft.	25"	4"	9'
21 And Over	36"	10"	10'

NOTE:
For additional information see the "Manual On Uniform Traffic Control Devices", Part D; The "Traffic Control Handbook", Part VIII, and ADOT's "Policy On Geometric Design Of Streets And Highways".

MEDIAN SIGNAL GATES FOR
MULTILANE UNDIVIDED URBAN SECTIONS
(THREE OR MORE DRIVING LANES IN ONE DIRECTION, 45 MPH OR LESS)

LAST REVISION
01/01/12

REVISION DESCRIPTION:



FDOT DESIGN STANDARDS
FY 2012/2013

RAILROAD GRADE CROSSING
TRAFFIC CONTROL DEVICES

INDEX NO.
17882

SHEET NO.
4